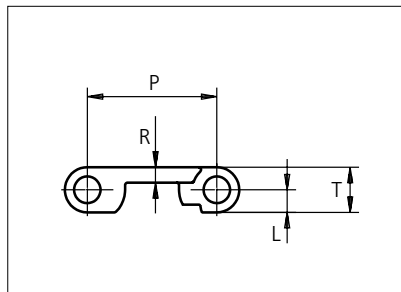





# Plastic Modular Belt

Series **uni CNB** Type **22%**



Straight running belt  
 Nominal pitch: 25.4 mm (1.00 in)  
 Surface type: Flat  
 Surface opening: 22%  
 Backflex radius: 40.0 mm (1.60 in)  
 Pin diameter: 5.0 mm (0.20 in)

Belt material & color	PP <b>W</b>	POM-D <b>W</b>	PE <b>N</b>	mm	in	mm	in		
Pin material & color	PP <b>W</b>		PE <b>N</b>	P (Nominal)	25.4	1.00	T	8.8	0.35
				R	3.0	0.12	L	4.4	0.17

Non standard material and color: See uni Material and Color Overview.

Alternative pin and lock materials: Pin: PE **W** PA6.6 **B** PBT **LG** SS304 Lockpin: PBT **LG** PA6.6 **N** PP **W** **B** PE **N**

Belt width		Permissible tensile force (Belt/pin material)						Belt weight (Belt/pin material)						*Min. No. drive sprocket per shaft	Number of wear strips (Min. No.)	
		POM-D/PA6.6		PP/PA6.6		PE/PA6.6		POM-D/PA6.6		PP/PA6.6		PE/PA6.6			**Carry (pcs)	**Return (pcs)
mm	in	N	lbf	N	lbf	N	lbf	kg/m	lb/ft	kg/m	lb/ft	kg/m	lb/ft			
77	3.0	1040	234	539	121	477	107	0.4	0.25	0.3	0.18	0.3	0.18	2	2	2
153	6.0	2065	464	1071	241	949	213	0.7	0.49	0.5	0.35	0.5	0.36	2	2	2
229	9.0	3091	695	1603	360	1420	319	1.1	0.74	0.8	0.52	0.8	0.54	2	2	2
305	12.0	4117	926	2135	480	1891	425	1.5	0.98	1.0	0.70	1.1	0.72	3	3	2
381	15.0	5143	1156	2667	600	2362	531	1.8	1.23	1.3	0.87	1.3	0.90	3	3	2
457	18.0	6169	1387	3199	719	2833	637	2.2	1.47	1.6	1.04	1.6	1.07	4	4	2
533	21.0	7195	1617	3731	839	3304	743	2.6	1.72	1.8	1.22	1.9	1.25	4	4	2
609	24.0	8221	1848	4263	958	3776	849	2.9	1.96	2.1	1.39	2.1	1.43	5	5	3
685	27.0	9247	2079	4795	1078	4247	955	3.3	2.21	2.3	1.57	2.4	1.61	5	5	3
761	30.0	10273	2309	5327	1197	4718	1061	3.7	2.45	2.6	1.74	2.7	1.79	6	6	3
837	33.0	11299	2540	5859	1317	5189	1167	4.0	2.70	2.8	1.91	2.9	1.97	6	6	3
913	35.9	12325	2771	6391	1437	5660	1272	4.4	2.95	3.1	2.09	3.2	2.15	7	7	4
989	38.9	13351	3001	6923	1556	6132	1378	4.7	3.19	3.4	2.26	3.5	2.33	7	7	4

Additional standard belt widths are available in steps of 76.0 mm (2.99 in.) Additional non-standard belt widths are available in steps of 12.7 mm (0.50 in.)

1977	77.8	26690	6000	13839	3111	12257	2755	9.5	6.38	6.7	4.52	6.9	4.65	14	14	7
------	------	-------	------	-------	------	-------	------	-----	------	-----	------	-----	------	----	----	---

Additional standard belt widths are available in steps of 76.0 mm (2.99 in.) Additional non-standard belt widths are available in steps of 12.7 mm (0.50 in.)

2965	116.7	40028	8998	20755	4666	18383	4132	14.2	9.56	10.1	6.77	10.4	6.97	20	20	10
------	-------	-------	------	-------	------	-------	------	------	------	------	------	------	------	----	----	----

General belt tolerance is +0/-0.4% at 23°C/73°F and 50% RH. For exact belt width contact Customer Service. Non standard belt width on request.

\*Max. Load per Drive Sprocket. Belt material: POM-D 600 N (135 lbf), PP 500 N (112 lbf)

\*\*Max. Spacing between wear strips, Carry: 152 mm (6 in.); Return: 304 mm (12 in.)

= Single Link



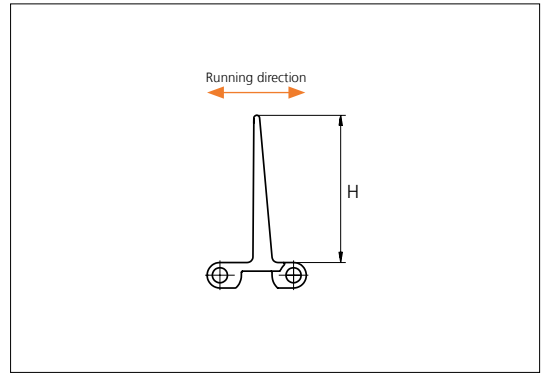

STANDARD

STRAIGHT RUNNING

PITCH 25.4 MM/1.00 IN

## Accessories

### Flight

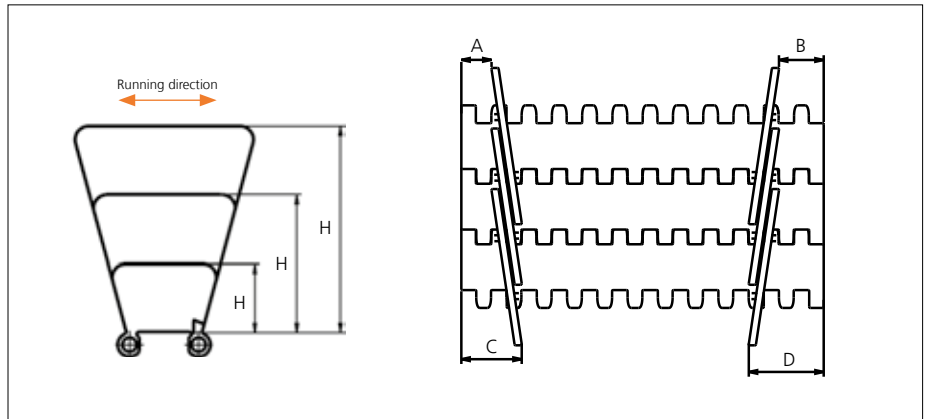


Type	Material & color	H		Link size	Width		Indent	
		mm	in		mm	in	mm	in
22% Flat	PE  PP-I	5.0	0.20	K300	75.9	2.99	6.4	0.25
					K600	152.0		
Flat	POM-D  PE PP-I  PP-I	25.4	1.00	K600	152.0	5.98	0.0	0.00
		50.8	2.00					
		76.2	3.00					

Flat Flight: Flat on one side and with waves on the other side.  
 Minimum bricklaid indent is 38.1 mm (1.50 in). Increment: 12.7 mm (0.50 in).  
 Non Standard material and color: See uni Material and Color Overview.

## Accessories

### Side Guard



Type	Material & color	H		A (Min.)		B (Min.)		C (Min.)		D (Min.)	
		mm	in	mm	in	mm	in	mm	in	mm	in
Closed	PP-I	25.4	1.00	12.5	0.49	18.5	0.73	25.5	1.00	31.5	1.24
		50.8	2.00								
		76.2	3.00								

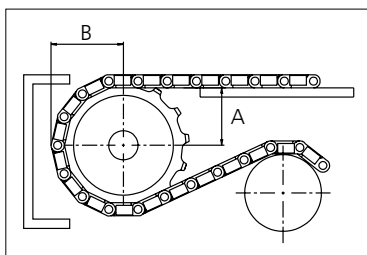

Minimum indent to outside of Side Guard: 14.0 mm (0.55 in). Increment 6.4 mm (0.25).  
 Non Standard material and color: See uni Material and Color Overview.  
 Backflex radius for Side Guard: 75.0 mm (2.95 in)

## Sprocket

No of teeth	Bore size														Overall diameter		Pitch-diameter		Hub-diameter		A-dimension		B-dimension		Single row/Two way	Double row/Two way	Molded PA6 LG	Machined PA6 N
	Pilot bore	in		0.75		0.78		0.98		1.00		1.18		1.25														
	mm	19.1	20.0	25.0	25.4	30.0	31.8	38.1	40.0	60.0	63.5	90.0	mm	in	mm	in	mm	in	mm	in	mm	in	mm	in	mm	in		
Z10	x			●	●	●	●					80.0	3.15	82.2	3.24	65.0	2.56	34.7	1.37	45.5	1.79		x	x				
Z12	x				●	●	●					96.8	3.81	98.1	3.86	70.0	2.76	43.0	1.69	53.5	2.11		x	x				
Z15	x					●	●	●				121.5	4.78	122.2	4.81	70.0	2.76	55.3	2.18	65.5	2.58		x	x				
Z18	x						●	●	■	■	■	146.0	5.75	146.3	5.76	70.0	2.76	67.6	2.66	77.5	3.05		x	x				
Z19	x						●	●	■	■	■	154.2	6.07	154.3	6.07	70.0	2.76	71.7	2.82	81.6	3.21		x	x				

■ Molded sprocket

● Molded sprocket



Other sprocket sizes are available upon request.  
 Two-part sprockets are available upon request.  
 Round bores are always delivered with keyway.  
 Other bore sizes are available upon request.  
 uni Retainer Rings: See uni Retainer Ring data sheet.  
 Width of tooth = 12.0 mm (0.47 in)  
 Width of sprocket = 25.0 mm (0.98 in)

Max load per sprocket shown does not take bore size into account.  
 Please also ensure that sufficient size shaft is chosen for corresponding load.

For correct sprocket position: See uni Assembly Instructions for uni CNB.  
 For more detailed sprocket information, contact Customer Service.

Non standard material and color: See uni Material and Color Overview.



Conveyor Belts




Seamless Belts



Modular Belts



Timing Belts



Transmission Belts



Fabrication & service

*Solid advice*  
*For all your belting needs*  
*Local stock & service*  
**[www.ammeraalbeltech.com](http://www.ammeraalbeltech.com)**

**Ammeraal Beltech Modular A/S**  
Hjulmagervej 21  
DK-7100 Vejle

T +45 7572 3100  
F +45 7572 3348  
admin@unichains.com  
www.unichains.com

This information is subject to alteration due to continuous development. Ammeraal Beltech will not be held liable for the incorrect use of the above stated information. This information replaces previous information. All activities performed and services rendered by Ammeraal Beltech are subject to general terms and conditions of sale and delivery, as applied by its operating companies.