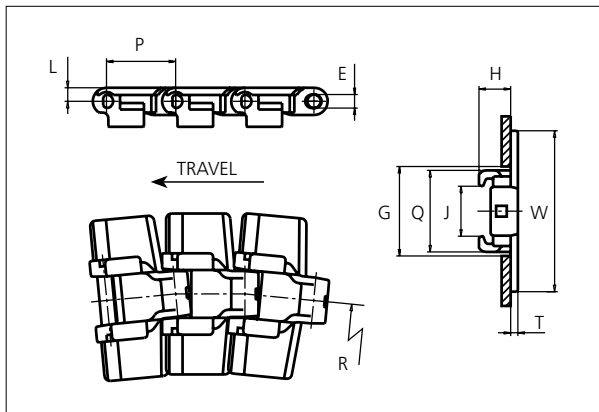




# Slat Top Plastic Chain

Series **uni 879** Type **Super Flex**



**Slat Top Plastic Chain**  
 Side flexing chain  
 Pitch: 38.1 mm (1.50 in)  
 Backflex radius:  
 75.0 mm (3.00 in)  
 Permissible tensile strength:  
 POM material: 2250 N (506 lbf)  
  
 Standard shipping lengths:  
 boxes of 80 links  
 = 3.048 m (10.0 ft)

E		G		H		J		L		P		Q		T	
mm	in	mm	in	mm	in	mm	in	mm	in	mm	in	mm	in	mm	in
7.0	0.28	46.0	1.81	17.5	0.69	27.5	1.08	7.5	0.30	38.1	1.50	42.3	1.67	5.0	0.20

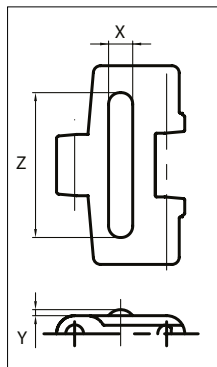
All dimensions are for chains in POM material.

	Width (W)		Recommended Material & color	Pin material	Weight		Min. radius (R)	
	mm	in			kg/m	lb/ft	mm	in
<b>K450</b>	114.3	4.50	POM-D <b>W</b> POM-D <b>G</b> POM-LF <b>BR</b> POM-SLF <b>DG</b>	<b>SS304</b>	1.1	0.67	610	24.02

Non standard material and color: See uni Material and Color Overview.  
 Non standard pin material: See uni Material and Color Overview.

## Accessories

### Rubber Top



When ordering, please state the required distance between the Rubber Top.

Other Non Standard rubber profiles:  
 See uni Rubber Profile Overview.

Width	Link material	Rubber material	Z		X		Y	
			mm	in	mm	in	mm	in
<b>K450</b>	POM-LF <b>BR</b>	05 <b>I</b>	90	3.54	10	0.39	2.5	0.10

NON STANDARD

SIDE FLEXING

PITCH 38.1 MM/1.50 IN

## Sprocket

No. of teeth	Pitch diameter		Overall diameter		Min. ø bore		Max. ø bore		Hub diameter		Dimension A		Dimension B		Molded PA6 LG	Molded Cast Iron
	mm	in	mm	in	mm	in	mm	in	mm	in	mm	in	mm	in		
Z9	111.4	4.39	109.7	4.32	20.0	0.80	40.0	1.60	70.0	2.76	55.9	2.20	63.2	2.49	✓	✓
Z10	123.3	4.85	122.3	4.81	20.0	0.80	40.0	1.60	70.0	2.76	62.2	2.45	69.2	2.72	✓	✓
Z11	135.2	5.32	134.8	5.31	20.0	0.80	40.0	1.60	70.0	2.76	68.4	2.69	75.1	2.96	✓	✓
Z12	147.2	5.80	147.2	5.80	20.0	0.80	40.0	1.60	70.0	2.76	74.6	2.94	81.1	3.19	✓	✓
Z15	183.3	7.22	184.3	7.26	20.0	0.80	40.0	1.60	70.0	2.76	93.2	3.67	99.2	3.91	✓	✓

## Two part sprocket

No. of teeth	Pitch diameter		Overall diameter		Min. ø bore		Max. ø bore		Hub diameter		Dimension A		Dimension B		Molded PA6 LG
	mm	in	mm	in	mm	in	mm	in	mm	in	mm	in	mm	in	
Z9	111.4	4.39	109.7	4.32	20.0	0.80	40.0	1.60	70.0	2.76	55.9	2.20	63.2	2.49	✓
Z10	123.3	4.85	122.3	4.81	20.0	0.80	40.0	1.60	70.0	2.76	62.2	2.45	69.2	2.72	✓
Z11	135.2	5.32	134.8	5.31	20.0	0.80	40.0	1.60	70.0	2.76	68.4	2.69	75.1	2.96	✓
Z12	147.2	5.80	147.2	5.80	20.0	0.80	40.0	1.60	70.0	2.76	74.6	2.94	81.1	3.19	✓

Non standard material and color:  
See uni Material and Color Overview.

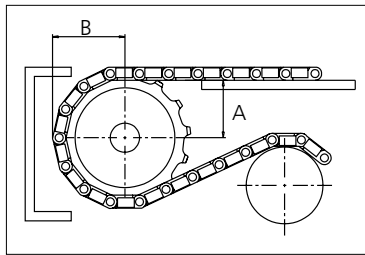
### Molded sprocket



### Cast iron sprocket



### Molded two part sprocket



Please ensure that sufficient size shaft and keyway are chosen for corresponding load.

Other sprocket sizes are available upon request

Width of tooth: 15.8 mm/0.62 in

Width of sprocket: 42.3 mm/1.67 in

uni Retainer Rings: See uni Retainer Ring data sheet

uni Idler: See uni Idler data sheet



Conveyor Belts



Seamless Belts



Modular Belts



Timing Belts



Transmission Belts



Fabrication & service

Solid advice  
For all your belting needs  
Local stock & service  
[www.ammeraalbeltech.com](http://www.ammeraalbeltech.com)

**Ammeraal Beltech Modular A/S**  
Hjulmagervej 21  
DK-7100 Vejle

T +45 7572 3100  
F +45 7572 3348  
admin@unichains.com  
www.unichains.com

This information is subject to alteration due to continuous development. Ammeraal Beltech will not be held liable for the incorrect use of the above stated information. This information replaces previous information. All activities performed and services rendered by Ammeraal Beltech are subject to general terms and conditions of sale and delivery, as applied by its operating companies.