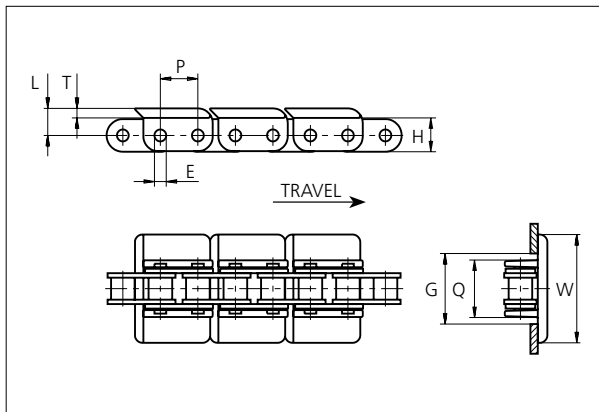




# Snap-On Plastic Chain

Series **uni 843** Type -



**Snap-On Plastic Chain**  
 Straight running chain  
 Pitch: 12.7 mm (0.50 in)  
 Backflex radius: 100.0 mm (3.90 in)  
 Permissible tensile strength:  
 SS304: 1500 N (340 lbf)  
 Carbon steel: 2000 N (450 lbf)  
 Standard shipping lengths:  
 No. of roller chain links/box:  
 480 = 6.096 m (20.0 ft)  
 No. of flights/box:  
 240 = 6.096 m (20.0 ft)  
 uni 843-K325: No. of roller chain links/box: 240 = 3.048 m (10.0 ft)  
 No. of flights/box:  
 120 = 3.048 m (10.0 ft)

E		G		H		L		P		Q		T	
mm	in	mm	in	mm	in	mm	in	mm	in	mm	in	mm	in
4.0	0.16	20.5	0.81	11.5	0.45	9.1	0.36	12.7	0.50	19.1	0.75	3.2	0.13

All dimensions are for chains in POM material.

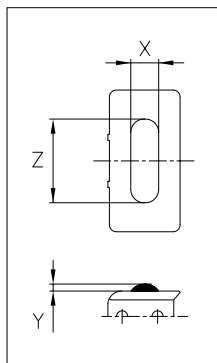
All Snap-On versions can be delivered either with a stainless steel chain (SS304) or a carbon steel chain.

	Width (W)		Recommended flight material & color	Recommended chain material	Weight	
	mm	in			kg/m	lb/ft
<b>K100</b>	25.4	1.00	POM-D <b>G</b> POM-LF <b>BR</b>	SS304 or Carbon steel	0.8	0.54
<b>K138</b>	34.9	1.37	POM-D <b>G</b> POM-LF <b>BR</b>	SS304 or Carbon steel	0.8	0.54
<b>K144</b>	36.4	1.43	POM-D <b>G</b> POM-LF <b>BR</b>	SS304 or Carbon steel	0.8	0.54
<b>K175</b>	44.4	1.75	POM-D <b>G</b> POM-LF <b>BR</b>	SS304 or Carbon steel	0.8	0.54
<b>K200</b>	50.8	2.00	POM-D <b>G</b> POM-LF <b>BR</b>	SS304 or Carbon steel	0.9	0.60
<b>K250</b>	63.5	2.50	POM-D <b>G</b> POM-LF <b>BR</b>	SS304 or Carbon steel	0.9	0.60
<b>K325</b>	82.6	3.25	POM-D <b>G</b> POM-LF <b>BR</b>	SS304 or Carbon steel	1.0	0.67

Non standard material and color: See uni Material and Color Overview.

## Accessories

### Rubber Top



When ordering, please state the required distance between the Rubber Top.

Other Non Standard rubber profiles: See uni Rubber Profile Overview.

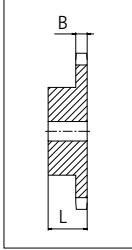
Width	Link material	Rubber material	Z		X		Y	
			mm	in	mm	in	mm	in
<b>K100</b>	POM-LF <b>BR</b>	05 <b>I</b>	12.0	0.47	10.0	0.39	2.5	0.10
<b>K138</b>	POM-LI <b>BR</b>	05 <b>I</b>	25.0	0.98	10.0	0.39	2.5	0.10
<b>K144</b>	POM-LF <b>BR</b>	05 <b>I</b>	30.0	1.18	10.0	0.39	2.5	0.10
<b>K175</b>	POM-LF <b>BR</b>	05 <b>I</b>	30.0	1.18	10.0	0.39	2.5	0.10
<b>K200</b>	POM-LF <b>BR</b>	05 <b>I</b>	30.0	1.18	10.0	0.39	2.5	0.10
<b>K250</b>	POM-LF <b>BR</b>	05 <b>I</b>	30.0	1.18	10.0	0.39	2.5	0.10
<b>K325</b>	POM-LF <b>BR</b>	05 <b>I</b>	30.0	1.18	10.0	0.39	2.5	0.10



NON STANDARD  
STRAIGHT RUNNING  
PITCH 12.7 MM/0.50 IN

## Sprocket

No. of teeth	Pitch diameter		Hub diameter		Overall width L		Tooth width B		tBore		Machined S1045
	mm	in	mm	in	mm	in	mm	in	mm	in	
<b>Z18</b>	73.1	2.88	56.0	2.20	28.0	1.10	7.2	0.28	12.0	0.47	✓
<b>Z25</b>	101.3	3.99	70.0	2.76	28.0	1.10	7.2	0.28	14.0	0.55	✓



**Please ensure that sufficient size shaft and keyway are chosen for corresponding load.**

Non standard material and color:  
See uni Material and Color Overview.

Other sprocket sizes are available upon request  
uni Retainer Rings: See uni Retainer Ring data sheet

uni 843/160624



Conveyor Belts




Seamless Belts



Modular Belts



Timing Belts



Transmission Belts



Fabrication & service

Solid advice  
For all your belting needs  
Local stock & service  
[www.ammeraalbeltech.com](http://www.ammeraalbeltech.com)

**Ammeraal Beltech Modular A/S**  
Hjulmagervej 21  
DK-7100 Vejle

T +45 7572 3100  
F +45 7572 3348  
admin@unichains.com  
www.unichains.com

This information is subject to alteration due to continuous development. Ammeraal Beltech will not be held liable for the incorrect use of the above stated information. This information replaces previous information. All activities performed and services rendered by Ammeraal Beltech are subject to general terms and conditions of sale and delivery, as applied by its operating companies.