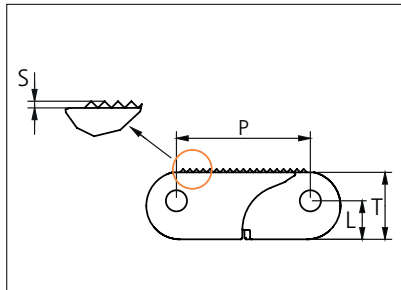




# Plastic Modular Belt

Series **uni ACB** Type **2% Rough**



Straight running belt  
 Nominal pitch: 40.0 mm (1.57 in)  
 Surface type: Rough  
 Surface opening: 2% Open  
 Backflex radius: 60 mm (2.36 in)  
 Pin diameter: 6.0 mm (0.24 in)

<b>Belt material &amp; color</b>	POM NL <b>K</b>		<b>mm</b>	<b>in</b>		<b>mm</b>	<b>in</b>
<b>Pin and lock material &amp; color</b>	PA6.6 <b>N</b> PP <b>O</b>	<b>P (Nominal)</b>	40.0	1.57	<b>S</b>	0.8	0.03
		<b>L</b>	12.0	0.47	<b>T</b>	20.0	0.79

Non standard material and color: See uni Material and Color Overview.  
 Safety edges with orange or yellow edge links mounted on alternating pitches along both belt edges are optional.  
 Alternative pin and lock systems and materials: Contact Customer Service.

Belt width		Permissible tensile force (Belt/pin material)				Belt weight (Belt/pin material)				*Min No drive sprocket per shaft	Number of wear strips (min no)	
		POM-NL/PA6.6		POM-NL/SS		POM-NL/PA6.6		POM-NL/SS			Carry (pcs)	Return (pcs)
mm	in	N	lbf	N	lbf	Kg/m	lb/ft	Kg/m	lb/ft			
203	8.0	14210	3194	16240	3651	3.0	2.03	4.0	2.67	2	2	2
304	12.0	21280	4784	24320	5467	4.5	3.04	6.0	4.00	3	3	2
406	16.0	28420	6389	32480	7302	6.0	4.07	8.0	5.35	3	3	2
507	20.0	35490	7978	40560	9118	7.6	5.08	9.9	6.68	4	4	2
608	23.9	42560	9567	48640	10934	9.1	6.09	11.9	8.01	5	5	3
710	28.0	49700	11173	56800	12769	10.6	7.11	13.9	9.35	5	5	3
811	31.9	56770	12762	64880	14585	12.1	8.12	15.9	10.68	6	6	3
912	35.9	63840	14351	72960	16401	13.6	9.13	17.9	12.01	7	7	4
1014	39.9	70980	15956	81120	18236	15.1	10.15	19.9	13.36	7	7	4
1115	43.9	78050	17546	89200	20052	16.6	11.17	21.9	14.69	8	8	4
1976	77.8	138320	31094	158080	35536	29.4	19.79	38.7	26.03	14	14	7
2989	117.7	209230	47035	239120	53754	44.5	29.93	58.6	39.37	20	20	10
4002	157.6	280140	62975	320160	71972	59.6	40.07	78.4	52.72	27	27	14

Additional standard belt widths are available in steps of 50.7 mm (2.00 in.) Additional non-standard belt widths are available in steps of 16.9 mm (0.67 in.)

Additional standard belt widths are available in steps of 50.7 mm (2.00 in.) Additional non-standard belt widths are available in steps of 16.9 mm (0.67 in.)

Additional standard belt widths are available in steps of 50.7 mm (2.00 in.) Additional non-standard belt widths are available in steps of 16.9 mm (0.67 in.)

General belt tolerance is +0/-0.4% at 23°C/73°F and 50% RH. For exact belt width contact Customer Service. Non standard belt width on request.

\*Max. Load per Drive Sprocket. Belt material: POM-NL 8000 N (1799 lbf).

= Single Link



STANDARD

STRAIGHT RUNNING

PITCH 40.0 MM/1.57 IN

## Accessories

### Top/Bottom Insert



Type	Insert material & color	Weight	
		kg/m <sup>2</sup>	lb/ft <sup>2</sup>
Wheel Plate	POM DK	3.81	0.79

Contact area/wear surface of belt will increase from 25% to 49% by the use of inserts.

## Accessories

### Top/Bottom Insert

EC insert in uni ACB 2% Rough type can be build in to uni ACB Closed to create an electrical conductive belt.



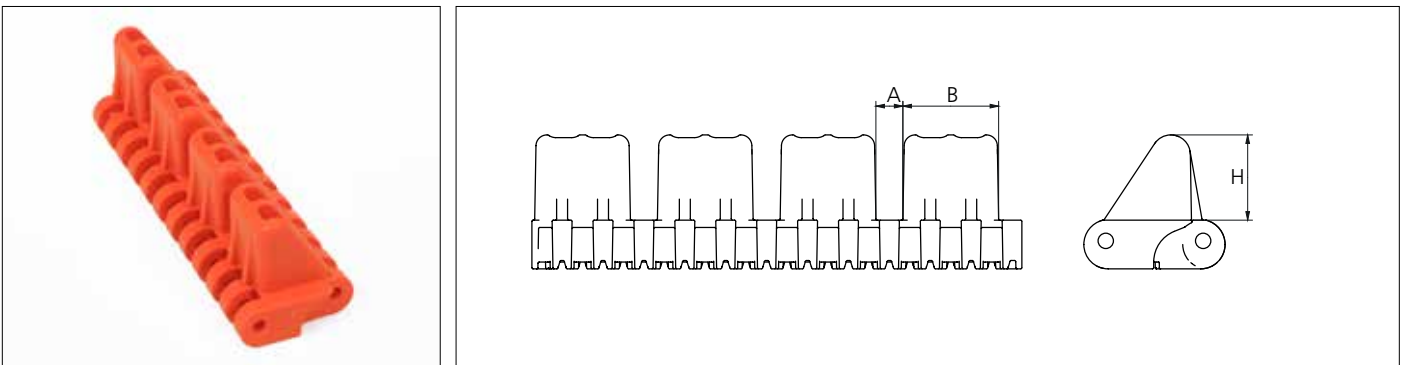
Type	Insert material & color	Weight	
		kg/m <sup>2</sup>	lb/ft <sup>2</sup>
Electrical Conductive	POM-EC	2.29	0.47
	POX-FREC	2.23	0.46

Contact area/wear surface of belt will increase from 25% to 38% by the use of inserts.

POM-EC and POX-FREC holds a surface resistivity of 1x10<sup>6</sup> Ohm according to IEC 60093/ASTM D257.

## Accessories


### Flight



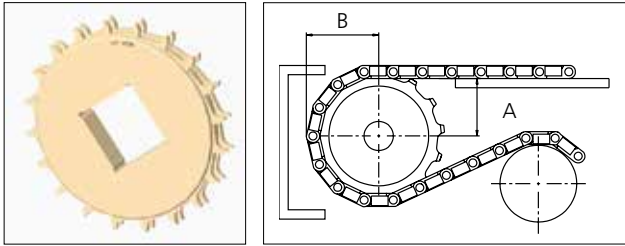
Type	Flight material & color	A		B		H		Link size	Width	
		mm	in	mm	in	mm	in		mm	in
Car pusher	POM-NL POX FR	11.0	0.43	39.0	1.54	35.0	1.38	K800	203.0	8.00

Backflex radius when flights are used: 120 mm (4.72 in).

### Sprocket

No of teeth	Bore size					Overall diameter		Pitch-diameter		Hub-diameter		Dimension A		Dimension B		Double row/One way	 PA6 Machined
	Pilot bore	in	2.36	3.54	3.54												
		mm	60.0	90.0	120.0	mm	in	mm	in	mm	in	mm	in				
Z16	✓		■	■		213.0	8.4	205.4	8.1	175.8	6.9	89.1	3.5	110.9	4.4	✓	✓
Z20	✓			■	■	264.2	10.4	256.0	10.1	227.9	9.0	114.8	4.5	136.3	5.4	✓	✓

**Machined sprocket**



Non standard material and color:  
See uni Material and Color Overview.

Other sprocket sizes are available upon request.

Two-part sprockets are available upon request.

Round bores are always delivered with keyway.

Other bore sizes are available upon request.

uni Retainer Rings: See uni Retainer Ring data sheet

Width of single tooth = 6.5 mm (0.25 in)

Width of sprocket = 33.2 mm (1.31 in)

Max load per sprocket shown does not take bore size into account.

Please also ensure that sufficient size shaft is chosen for corresponding load.

For correct sprocket position: See uni Assembly Instructions for uni ACB.

For more detailed sprocket information, contact Customer Service.



Conveyor Belts



Seamless Belts



Modular Belts



Timing Belts



Transmission Belts



Fabrication & service

Expert advice, quality solutions and local service for all your belting needs  
[www.ammeraalbeltech.com](http://www.ammeraalbeltech.com)

**Ammeraal Beltech Modular A/S**  
Hjulmagervej 21  
DK-7100 Vejle

T +45 7572 3100  
F +45 7572 3348  
admin@unichains.com  
www.unichains.com

This information is subject to alteration due to continuous development. Ammeraal Beltech will not be held liable for the incorrect use of the above stated information. This information replaces previous information. All activities performed and services rendered by Ammeraal Beltech are subject to general terms and conditions of sale and delivery, as applied by its operating companies.