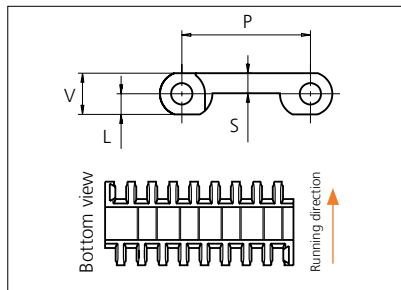




Plastic Modular Belt

Series **uni OPB 8** Type **Rough**



Straight running belt
 Nominal pitch: 50.0 mm (1.97 in)
 Surface type: Rough
 Surface opening: Closed
 Backflex radius: 75.0 mm (3.00 in)
 Pin diameter: 8 mm (1.97 in)

*uni-chains recommends this travel direction. However, travel in both directions is possible.

Recommended belt material & color	POM-D W		mm	in		mm	in
		P (Nominal)	50.0	1.97	V	16.0	0.63
Recommended pin and lock material & color	PP W						
		L	8.0	0.31	S	7.8	0.31

Non standard material and color: See uni Material and Color Overview.

Alternative materials: Belt: POM-LF, POM-SLF, PP, PE, PA6.6 and PA6.6H

Rodlock: PP **W**

Endlock: PP **W** **G** **B** and PE **W** **B**

Lockpin: PE **W** PA6.6 **N** PP **W**

Pin: PP **W** PE **W** SS304 and SS316

Belt width		Permissible tensile force (Belt/pin material)						Belt weight (Belt/pin material)						*Min. No. drive sprocket per shaft	Number of wear strips (Min. No.)	
		POM-D/PA6.6		PP/PA6.6		PE/PA6.6		POM-D/PA6.6		PP/PA6.6		PE/PA6.6			**Carry (pcs)	**Return (pcs)
mm	in	N	lbf	N	lbf	N	lbf	kg/m	lb/ft	kg/m	lb/ft	kg/m	lb/ft			
151	5.9	3322	747	1661	373	997	224	1.8	1.19	1.1	0.76	1.2	0.82	2	2	2
302	11.9	6644	1494	3322	747	1993	448	3.5	2.37	2.3	1.52	2.4	1.64	3	3	2
453	17.8	9966	2240	4983	1120	2990	672	5.3	3.56	3.4	2.28	3.7	2.47	4	4	2
604	23.8	13288	2987	6644	1494	3986	896	7.1	4.75	4.5	3.04	4.9	3.29	5	5	3
755	29.7	16610	3734	8305	1867	4983	1120	8.8	5.94	5.7	3.81	6.1	4.11	6	6	3
906	35.7	19932	4481	9966	2240	5980	1344	10.6	7.12	6.8	4.57	7.3	4.93	7	7	4
1057	41.6	23254	5227	11627	2614	6976	1568	12.4	8.31	7.9	5.33	8.6	5.75	8	8	4
1208	47.6	26576	5974	13288	2987	7973	1792	14.1	9.50	9.1	6.09	9.8	6.58	9	9	5
1359	53.5	29898	6721	14949	3361	8969	2016	15.9	10.69	10.2	6.85	11.0	7.40	10	10	5
1510	59.4	33220	7468	16610	3734	9966	2240	17.7	11.87	11.3	7.61	12.2	8.22	11	11	6
1661	65.4	36542	8215	18271	4107	10963	2464	19.4	13.06	12.5	8.37	13.5	9.04	12	12	6
1812	71.3	39864	8961	19932	4481	11959	2688	21.2	14.25	13.6	9.13	14.7	9.86	13	13	7
1963	77.3	43186	9708	21593	4854	12956	2912	23.0	15.44	14.7	9.89	15.9	10.69	14	14	7

Additional standard belt widths are available in steps of 151.0 mm (5.94 in). Additional non-standard belt widths are available in steps of 33.6 mm (1.32 in).

2567	101.1	56474	12695	28237	6348	16942	3809	30.0	20.18	19.3	12.94	20.8	13.97	18	18	9
------	-------	-------	-------	-------	------	-------	------	------	-------	------	-------	------	-------	----	----	---

Additional standard belt widths are available in steps of 151.0 mm (5.94 in). Additional non-standard belt widths are available in steps of 33.6 mm (1.32 in).

2869	113.0	63118	14189	31559	7094	18935	4257	33.6	22.56	21.5	14.46	23.2	15.62	20	20	10
------	-------	-------	-------	-------	------	-------	------	------	-------	------	-------	------	-------	----	----	----

General belt tolerance is +0/-0.4% at 23°C/73°F and 50% RH. For exact belt width contact Customer Service. Non standard belt width on request.

*Max. Load per Drive Sprocket. Belt material: POM 2500 N (562 lbf), PP 1200 N (270 lbf), PE 500 N (270 lbf)

**Max. Spacing between wear strips, Carry: 152 mm (6 in); Return: 304 mm (12 in)

= Single Link



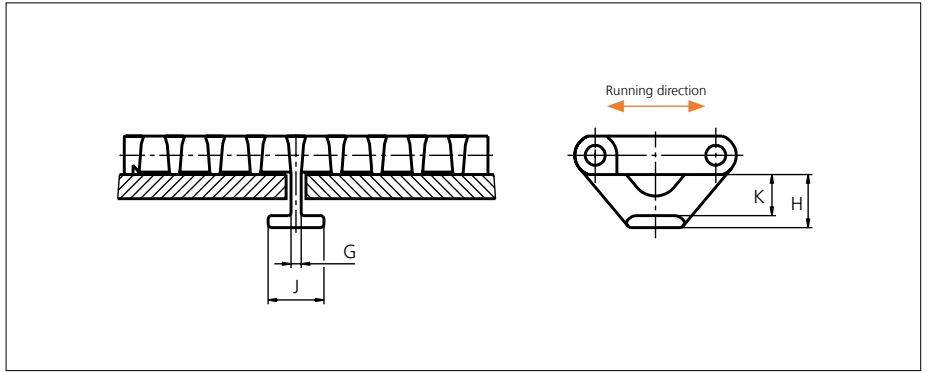
NON STANDARD

STRAIGHT RUNNING

PITCH 50.0 MM/1.97 IN

Accessories

Tab



Type	Recommended material & color	G		H		J		K	
		mm	in	mm	in	mm	in	mm	in
Bottom Hold Down	POM-D N	4.2	0.17	22.0	0.87	23.2	0.92	17.0	0.67
	POM-LF B								
	PP W								

Non Standard material and color: See uni Material and Color Overview.

Sprocket

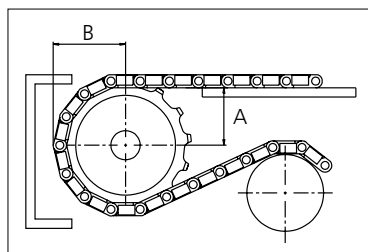
No of teeth	Bore size													Overall diameter		Pitch-diameter		Hub-diameter		Dimension A		Dimension B		Single row/Two way	Double row/Two way	Material		
	Pilot Bore	mm	in	0.75	0.78	0.98	1.00	1.18	1.25	1.50	1.57	2.36	2.50													3.54	mm	in
														PA6	PA6 LG													
Z06	x						●	●	●	■	■				94.5	3.72	100.3	3.95	65	2.56	35.5	1.40	58.6	2.31	x		x	
Z08	x						●	●	●	■	■				129	5.08	131.1	5.16	65	2.56	52.6	2.07	74	2.91	x		x	
Z10	x						●	●	●	■	■				160.1	6.30	162.4	6.39	65	2.56	69.2	2.72	89.7	3.53	x		x	
Z12	x						●	●	●	■	■				191.5	7.54	193.9	7.63	65	2.56	85.7	3.37	105.5	4.15	x		x	
Z13	x						●			■	■				207.3	8.16	209.7	8.26	72	2.83	93.8	3.69	113.4	4.46	x		x	
Z13												■			207.3	8.16	209.7	8.26	150	5.91	93.8	3.69	113.4	4.46	x			x
Z16	x						●			■	■		■		254.8	10.03	257.3	10.13	200	7.87	118.2	4.65	137.1	5.40	x			x

■ Molded sprocket

● Molded sprocket

■ Machined sprocket

● Machined sprocket



Other sprocket sizes are available upon request.
 Two-part sprocket are available upon request.
 Round bores are always delivered with keyway.
 Other bore sizes are available upon request.
 uni Retainer Rings: See uni Retainer Ring data sheet
 Width of tooth = 11.0 mm (0.43 in)
 Width of sprocket = 42.3 mm (1.67 in)

Max load per sprocket shown does not take bore size into account.
 Please also ensure that sufficient size shaft is chosen for corresponding load.

For correct sprocket position: See uni Assembly Instructions for uni OPB.
 For more detailed sprocket information, contact Customer Service.

Non standard material and color: See uni Material and Color Overview.



Conveyor Belts




Seamless Belts



Modular Belts



Timing Belts



Transmission Belts



Fabrication & service

Solid advice
For all your belting needs
Local stock & service
www.ammeraalbeltech.com

Ammeraal Beltech Modular A/S
Hjulmagervej 21
DK-7100 Vejle

T +45 7572 3100
F +45 7572 3348
admin@unichains.com
www.unichains.com

This information is subject to alteration due to continuous development. Ammeraal Beltech will not be held liable for the incorrect use of the above stated information. This information replaces previous information. All activities performed and services rendered by Ammeraal Beltech are subject to general terms and conditions of sale and delivery, as applied by its operating companies.