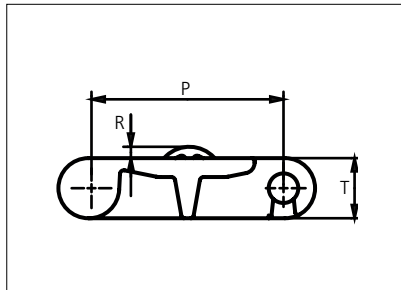




Plastic Modular Belt

Series **uni RTB** Type **M1**




Straight running belt
 Nominal pitch: 50.8 mm (2.00 in)
 Surface type: Roller Top
 Surface opening: Closed
 Backflex radius: 65.0 mm (2.56 in)
 uni Snap link (pinless)

Belt material & color	POM-S B
Roller material & color	POM-NL G
Cover plate material & color	POM-NL B
Pin for roller material & color	SS304

	mm	in		mm	in
P (Nominal)	50.8	2.00	T	16.0	0.63
R	3.0	0.12	-	-	-

Roller Positions



Non standard material and color: See uni Material and Color Overview.

Belt width		Permissible tensile force (Belt/pin material)		Belt weight (Belt/pin material)		*Min. No. drive sprocket per shaft	Number of wear strips (Min. No.)	
		POM-S		POM-S			**Carry (pcs)	**Return (pcs)
mm	in	N	lbf	kg/m	lb/ft			
153	6.0	4208	946	2.2	1.49	2	2	2
204	8.0	5611	1261	3.0	1.99	2	2	2
255	10.0	7014	1577	3.7	2.49	2	2	2
306	12.1	8417	1892	4.4	2.98	3	3	2
357	14.1	9821	2208	5.2	3.48	3	3	2
408	16.1	11224	2523	5.9	3.98	3	3	2
459	18.1	12627	2839	6.7	4.47	4	4	2
510	20.1	14031	3154	7.4	4.97	4	4	2
561	22.1	15434	3470	8.1	5.47	4	4	2
612	24.1	16837	3785	8.9	5.97	5	5	3
663	26.1	18240	4100	9.6	6.46	5	5	3

Additional standard belt widths are available in steps of 51.0 mm (2.01 in).

1989	78.3	54698	12296	28.8	19.38	14	14	7
------	------	-------	-------	------	-------	----	----	---

Additional standard belt widths are available in steps of 51.0 mm (2.01 in).

2958	116.5	81345	18286	42.9	28.82	20	20	10
------	-------	-------	-------	------	-------	----	----	----

General belt tolerance is +0/-0.4% at 23°C/73°F and 50% RH. For exact belt width contact Customer Service. Non standard belt width on request.

*Max. Load per Drive Sprocket. Belt material: POM-S 2000 N (450 lbf).

**Max. Spacing between wear strips, Carry: 152 mm (6 in); Return: 304 mm (12 in).

= Single Link



STANDARD

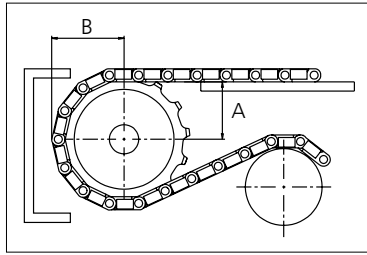
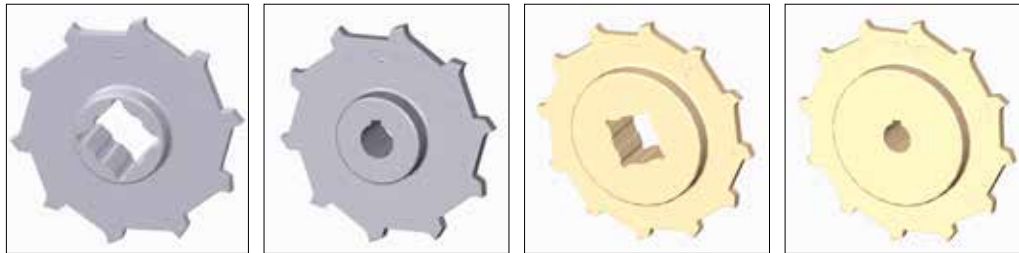
STRAIGHT RUNNING

PITCH 50.8 MM/2.00 IN

Sprocket

No. of teeth	Bore size													Overall diameter		Pitch-diameter		Hub-diameter		Dimension A		Dimension B		Single row/One way	Double row/Two way	Molded PA6 LG	Machined PA6 N
	Pilot bore		in	0.75	0.78	0.98	1.00	1.18	1.25	1.50	1.57	2.36	2.50														
	mm	19.1	20.0	25.0	25.4	30.0	31.8	38.1	40.0	60.0	63.5	90.0	mm	in	mm	in	mm	in	mm	in							
Z08	x				●	●	●	■	■				132.9	5.23	132.8	5.23	65	2.56	53.3	2.10	74.6	2.93	x		x		
Z10	x					●	●	■	■				166.3	6.55	164.4	6.47	65	2.56	70.2	2.76	90.4	3.56	x		x		
Z10										■	■		166.3	6.55	164.4	6.47	120	4.72	70.2	2.76	90.4	3.56	x		x		
Z12	x					●	●	■	■				198.6	7.82	196.3	7.73	65	2.56	86.8	3.42	106.3	4.18	x		x		
Z12										■	■		198.6	7.82	196.3	7.73	120	4.72	86.8	3.42	106.3	4.18	x		x		
Z16	x					●	●	■	■	■	■		263.8	10.39	260.4	10.25	150	5.90	119.7	4.71	138.3	5.44	x			x	

■ Molded sprocket
 ● Molded sprocket
 ■ Machined sprocket
 ● Machined sprocket



Other sprocket sizes are available upon request.
 Two-part sprocket are available upon request.
 Round bores are always delivered with keyway.
 Other bore sizes are available upon request.
 uni Retainer Rings: See uni Retainer Ring data sheet.
 Width of tooth = 9.5 mm (0.37 in)
 Width of sprocket = 42.3 mm (1.67 in)

Max load per sprocket shown does not take bore size into account.
 Please also ensure that sufficient size shaft is chosen for corresponding load.

For correct sprocket position: See uni Assembly Instructions for uni RTB.
 For more detailed sprocket information, contact Customer Service.

Non standard material and color: See uni Material and Color Overview.



Expert advice, quality solutions and local service for all your belting needs
www.ammeraalbeltech.com

Ammeraal Beltech Modular A/S
 Hjulmagervej 21
 DK-7100 Vejle

T +45 7572 3100
 F +45 7572 3348
 admin@unichains.com
 www.unichains.com

This information is subject to alteration due to continuous development. Ammeraal Beltech will not be held liable for the incorrect use of the above stated information. This information replaces previous information. All activities performed and services rendered by Ammeraal Beltech are subject to general terms and conditions of sale and delivery, as applied by its operating companies.