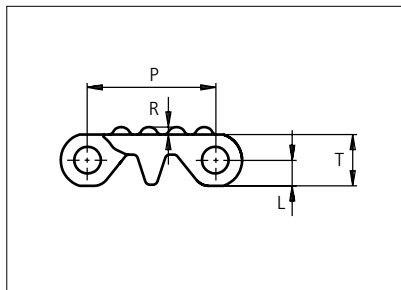




# Plastic Modular Belt

Series **uni S-MPB** Type **N**



Straight running belt  
 Nominal pitch: 25.4 mm (1.00 in)  
 Surface type: No Cling  
 Surface opening: Closed  
 Backflex radius: 23.0 mm (0.91 in)  
 Pin diameter: 5 mm (0.20 in)

<b>Belt material &amp; color</b>	POM-DI <b>W</b>	PE-I <b>N</b>	PE-I <b>B</b>
<b>Pin material &amp; color</b>	PP <b>W</b>	PE <b>N</b>	PE <b>N</b>

	<b>mm</b>	<b>in</b>		<b>mm</b>	<b>in</b>
<b>P (Nominal)</b>	25.4	1.00	<b>L</b>	5.20	0.20
<b>R</b>	1.50	0.06	<b>T</b>	10.3	0.41

Non standard material and color: See uni Material and Color Overview.

Alternative pin and lock materials: Lockpin: PBT **LG** PA6.6 **D** **N** PP **B**

\*Single Link K2000 is available with a molded indent of 38.6mm(1.52in) in both sides.

Belt width		Permissible tensile force (Belt/pin material)				Belt weight (Belt/pin material)				*Min. No. drive sprocket per shaft	Number of wear strips (Min. No.)	
		POM-DI/PP		PE-I/PE		POM-DI/PP		PE-I/PE			**Carry (pcs)	**Return (pcs)
mm	in	N	lbf	N	lbf	kg/m	lb/ft	kg/m	lb/ft			
77	3.0	1810	407	604	136	0.6	0.43	0.4	0.29	2	2	2
153	6.0	3596	808	1201	270	1.3	0.85	0.9	0.59	2	2	2
229	9.0	5383	1210	1798	404	1.9	1.28	1.3	0.88	2	2	2
305	12.0	7169	1612	2395	538	2.5	1.70	1.7	1.17	3	3	2
381	15.0	8956	2013	2992	672	3.2	2.13	2.2	1.46	3	3	2
457	18.0	10742	2415	3588	807	3.8	2.55	2.6	1.75	4	4	2
507*	20.0	11910	2677	3978	894	4.2	2.83	2.9	1.94	4	4	2
533	21.0	12529	2816	4185	941	4.4	2.97	3.0	2.04	4	4	2
609	24.0	14315	3218	4782	1075	5.1	3.40	3.5	2.33	5	5	3
685	27.0	16102	3620	5379	1209	5.7	3.82	3.9	2.62	5	5	3
761	30.0	17888	4021	5975	1343	6.3	4.25	4.3	2.92	6	6	3
837	33.0	19675	4423	6572	1477	6.9	4.67	4.8	3.21	6	6	3
913	36.0	21461	4824	7169	1612	7.6	5.09	5.2	3.50	7	7	4

Additional standard belt widths are available in steps of 76.0 mm (2.99 in). Additional non-standard belt widths are available in steps of 12.7 mm (0.50 in).

1977	77.8	46460	10444	15519	3489	16.4	11.03	11.3	7.57	14	14	7
------	------	-------	-------	-------	------	------	-------	------	------	----	----	---

Additional standard belt widths are available in steps of 76.0 mm (2.99 in). Additional non-standard belt widths are available in steps of 12.7 mm (0.50 in).

2965	116.7	69678	15664	23275	5232	24.6	16.54	16.9	11.36	20	20	10
------	-------	-------	-------	-------	------	------	-------	------	-------	----	----	----

General belt tolerance is +0/-0.4% at 23°C/73°F and 50% RH. For exact belt width contact Customer Service. Non standard belt width on request.

\*Max. Load per Drive Sprocket. Belt material: POM-DI 1100 N (247 lbf), PE 500 N (112 lbf).

\*\*Max. Spacing between wear strips, Carry: 152 mm (6 in); Return: 304 mm (12 in)

= Single Link



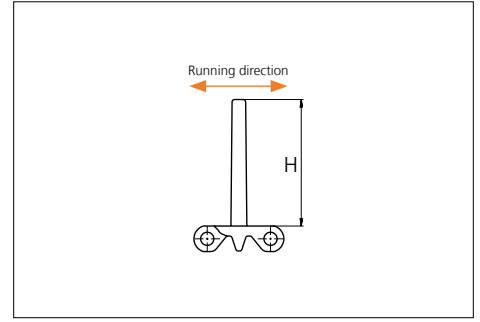

STANDARD

STRAIGHT RUNNING

PITCH 25.4 MM/1.00 IN

## Accessories

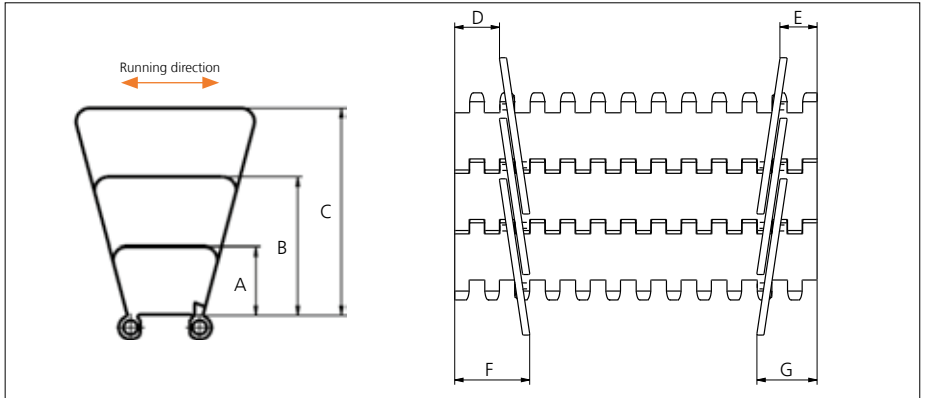
### Flight



Type	Material & color	H		Link size	Width		Indent both sides	
		mm	in		mm	in	mm	in
13% Non Stick	POM-D <span style="border: 1px solid black; padding: 2px;">W</span>	76.2	3.00	K600	151.9	5.98	00.0	0.00
Flat	PP-I <span style="border: 1px solid black; padding: 2px;">W</span> <span style="border: 1px solid black; padding: 2px;">B</span> PE-I <span style="border: 1px solid black; padding: 2px;">N</span> <span style="border: 1px solid black; padding: 2px;">B</span>	50.8	2.00	K2000	506.7	19.95	25.8	1.02

## Accessories

### Side Guide



Type	Material & color	A		B		C		D		E		F		G	
		mm	in	mm	in	mm	in	mm	in	mm	in	mm	in	mm	in
Closed	PP-I <span style="border: 1px solid black; padding: 2px;">W</span> <span style="border: 1px solid black; padding: 2px;">B</span>	25.4	1.00	50.8	2.00	76.2	3.00	12.5	0.49	18.5	0.73	25.5	1.00	31.5	1.24

Minimum indent to outside of side guide: 14.0 mm (0.55 in). Increment 6.4 mm (0.25).

Non Standard material and color: See uni Material and Color Overview.

Backflex radius for Side Guide: 75.0 mm (2.95 in).






Conveyor Belts




Seamless Belts



Modular Belts



Timing Belts



Transmission Belts



Fabrication & service

Expert advice, quality solutions  
and local service  
for all your belting needs  
[www.ammeraalbeltech.com](http://www.ammeraalbeltech.com)

**Ammeraal Beltech Modular A/S**  
Hjulgagervej 21  
DK-7100 Vejle

T +45 7572 3100  
F +45 7572 3348  
[admin@unichains.com](mailto:admin@unichains.com)  
[www.unichains.com](http://www.unichains.com)

This information is subject to alteration due to continuous development. Ammeraal Beltech will not be held liable for the incorrect use of the above stated information. This information replaces previous information. All activities performed and services rendered by Ammeraal Beltech are subject to general terms and conditions of sale and delivery, as applied by its operating companies.