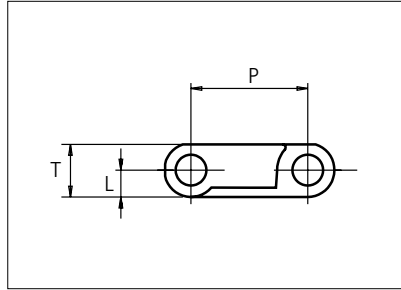




# Plastic Modular Belt

Series **uni Light** Type **18%**



Straight running belt  
 Nominal pitch: 19.1 mm (0.75 in)  
 Surface type: Flat  
 Surface opening: 18%  
 Backflex radius: 25.0 mm (1.0 in)  
 Pin diameter:  $\varnothing$ 5.0 mm (0.20 in)

<b>Recommended Belt material &amp; color</b>	POM-D <b>W</b>	<b>mm</b>	<b>in</b>		<b>mm</b>	<b>in</b>	
<b>Recommended Pin material &amp; color</b>	PA6.6 <b>N</b>	<b>P (Nominal)</b>	19.1	0.75	<b>T</b>	8.5	0.33
		<b>L</b>	4.3	0.17	-	-	-

Non standard material and color: See uni Material and Color Overview.

Alternative pin and lock materials: Pin: PE **W** PP **W** PA6.6 **N** **B** PBT **LG** SS304 PP **W** Lockpin: PBT **LG** PA6.6 **D** **N** PP **W** **B**

Belt width		Permissible tensile force (Belt/pin material)				Belt weight (Belt/pin material)				*Min. No. drive sprocket per shaft	Number of wear strips (Min. No.)	
		POM-LF/PA6.6		PP/PA6.6		POM-LF/PA6.6		PP/PA6.6			**Carry (pcs)	**Return (pcs)
mm	in	N	lbf	N	lbf	kg/m	lb/ft	kg/m	lb/ft			
77	3.0	789	177	395	89	0.4	0.29	0.3	0.21	2	2	2
153	6.0	1572	353	786	177	0.9	0.58	0.6	0.41	2	2	2
230	9.0	2355	529	1177	265	1.3	0.86	0.9	0.62	2	2	2
306	12.1	3138	705	1569	353	1.7	1.15	1.2	0.82	3	3	2
383	15.1	3921	881	1960	441	2.1	1.44	1.5	1.03	3	3	2
459	18.1	4704	1057	2352	529	2.6	1.73	1.8	1.23	4	4	2
535	21.1	5486	1233	2743	617	3.0	2.01	2.1	1.44	4	4	2
612	24.1	6269	1409	3135	705	3.4	2.30	2.4	1.64	5	5	3
688	27.1	7052	1585	3526	793	3.9	2.59	2.8	1.85	5	5	3
764	30.1	7835	1761	3918	881	4.3	2.88	3.1	2.05	6	6	3
841	33.1	8618	1937	4309	969	4.7	3.16	3.4	2.26	6	6	3
917	36.1	9401	2113	4700	1057	5.1	3.45	3.7	2.47	7	7	4
994	39.1	10184	2289	5092	1145	5.6	3.74	4.0	2.67	7	7	4

Additional standard belt widths are available in steps of 76.4 mm (3.01 in.) Additional non-standard belt widths are available in steps of 19.1 mm (0.75 in.)

1910	75.2	19578	4401	9789	2201	10.7	7.19	7.6	5.13	13	13	7
------	------	-------	------	------	------	------	------	-----	------	----	----	---

Additional standard belt widths are available in steps of 76.4 mm (3.01 in.) Additional non-standard belt widths are available in steps of 19.1 mm (0.75 in.)

2980	117.3	30545	6867	15273	3433	16.7	11.22	11.9	8.01	20	20	10
------	-------	-------	------	-------	------	------	-------	------	------	----	----	----

General belt tolerance is +0/-0.4% at 23°C/73°F and 50% RH. For exact belt width contact Customer Service. Non standard belt width on request.

\*Max. Load per Drive Sprocket. Belt material: POM-LF 1250 N (281 lbf), PP 700 N (157 lbf)

\*\*Max. Spacing between wear strips, Carry: 152 mm (6 in.) ; Return: 304 mm (12in.)



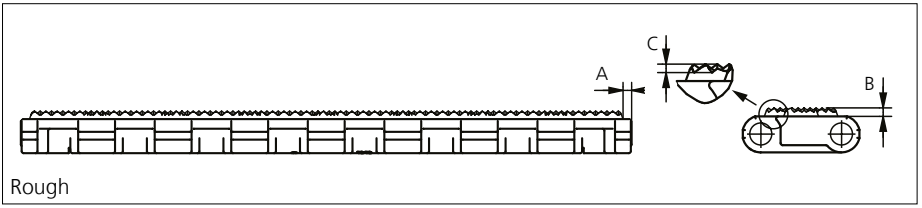
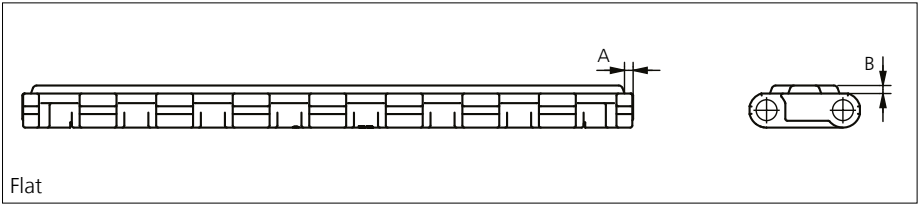
NON STANDARD

STRAIGHT RUNNING

PITCH 19.1 MM/0.75 IN

## Accessories

### Rubber Top

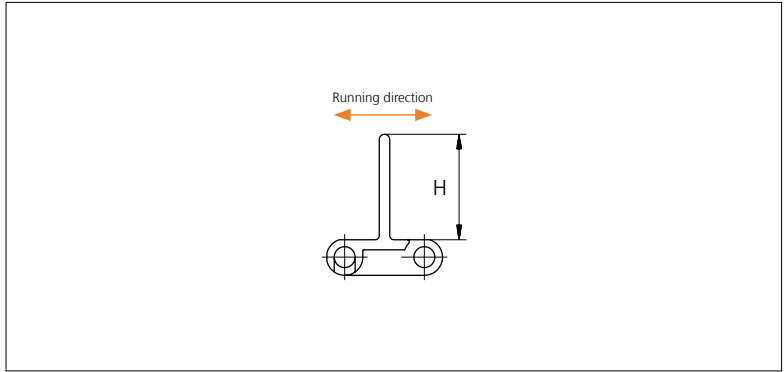



Type	Belt Material & color	Rubber Material & color	A		B		C		Link size	Width	
			mm	in	mm	in	mm	in		mm	in
Flat	PP <b>K</b>	03 <b>K</b>	2.0	0.08	2.0	0.08	1.0	0.04	K600	150.5	5.93
Rough											

Other Non Standard Rubber profiles: See uni Rubber Profile Overview.

## Accessories

### Flight

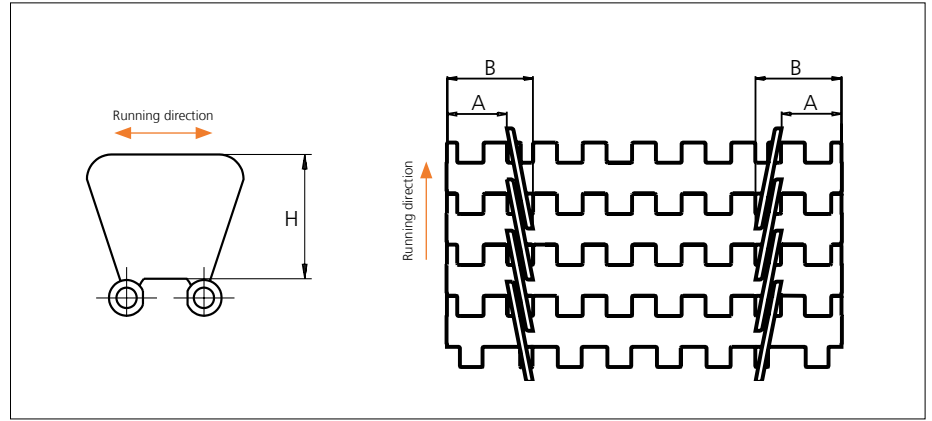


Type	Flight Material & color	H		Link size	Width		Indent	
		mm	in		mm	in	mm	in
Non Stick	PP-I <b>W</b>	25.4	1.00	K300	76.4	3.01	0.0	0.00
	PP-I <b>W</b> <b>G</b>							
	PA6 <b>K</b> 04 <b>K</b>							
Non Stick	PP-I <b>W</b> <b>G</b> PA6 <b>K</b>	25.4	1.00	K600	152.8	6.02	15.0	0.59
Non Stick/Support Ribs	PP-I <b>W</b>	25.4	1.00	K600	152.8	6.02	0.0	0.00
Non Stick/Support Ribs	PP-I <b>W</b> <b>G</b> PA6 <b>K</b>	50.8	2.00	K600	152.8	6.02	0.0	0.00
Non Stick/Support Ribs	PP-I <b>G</b> PA6 <b>K</b>	50.8	2.00	K600	152.8	6.02	15.0	0.59
Non Stick/Support Ribs	PP-I <b>W</b> <b>G</b> 04 <b>K</b>	76.2	3.00	K600	152.8	6.02	0.0	0.00
Non Stick/Support Ribs	PP-I <b>W</b> <b>G</b>	76.2	3.00	K600	152.8	6.02	15.0	0.59

Other Non Standard material and color: See uni Material and Color Overview.

## Accessories

### Side Guard

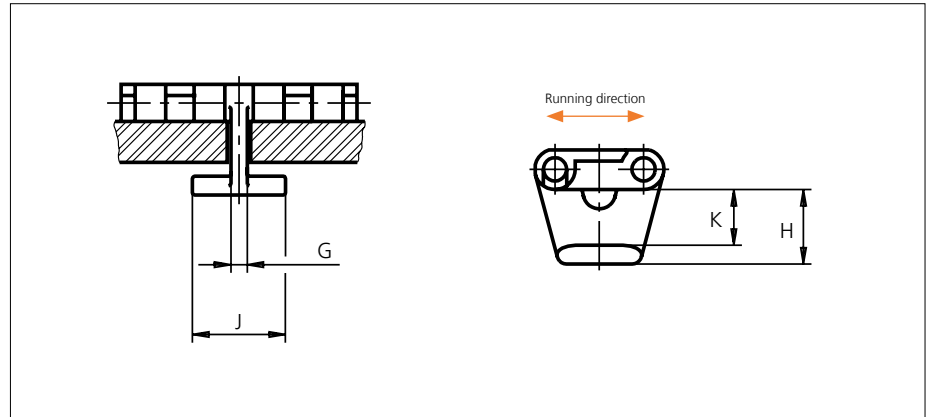


Type	Side Guard Material & color	H		A		B	
		mm	in	mm	in	mm	in
Closed	PP-I <b>W</b> <b>G</b>	31.4	1.24	15.0	0.59	25.0	0.98

Non Standard material and color: See uni Material and Color Overview.

## Accessories

### Tab

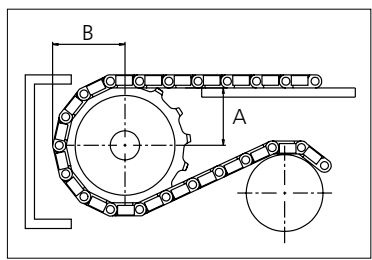
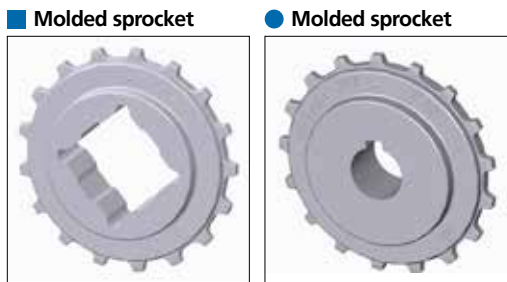


Type	Tab Material & color	G		J		K		H	
		mm	in	mm	in	mm	in	mm	in
Bottom Hold Down	POM-D <b>W</b>	3.5	0.14	20.0	0.79	11.7	0.46	15.9	0.63

Non Standard material and color: See uni Material and Color Overview.

## Sprocket

No of teeth	Bore size													Overall diameter		Pitch-diameter		Hub-diameter		A-dimension		B-dimension		Single row/Two way	Double row/Two way	Molded PA6 LG	Machined PA6 N
	Pilot bore	in	0.75	0.78	0.98	1.00	1.18	1.25	1.50	1.57	2.36	2.50	3.54														
	mm	19.1	20.0	25.0	25.4	30.0	31.8	38.1	40.0	60.0	63.5	90.0	mm	in	mm	in	mm	in	mm	in							
Z07	x	●	●										42.6	1.68	43.9	1.73	30.0	1.18	15.4	0.61	26.3	1.04	x		x		
Z10	x				●	●							61.7	2.43	61.6	2.43	45.0	1.77	25.0	0.98	35.2	1.39	x		x		
Z17	x			●	●	●	●	■	■				105.0	4.13	103.7	4.08	65.0	2.56	46.6	1.83	56.2	2.21	x		x		
Z24	x				●	●	●	■	■	●			147.2	5.80	146.0	5.75	70.0	2.76	68.0	2.68	77.3	3.04	x		x		
Z25	x					●	●	●	●	■	■		153.3	6.04	152.0	5.98	70.0	2.76	71.0	2.80	80.3	3.16	x		x		



Other sprocket sizes are available upon request.  
 Two-part sprocket are available upon request.  
 Round bores are always delivered with keyway.  
 Other bore sizes are available upon request.  
 uni Retainer Rings: See uni Retainer Ring data sheet  
 Width of tooth = 4.8 mm (0.19 in)  
 Width of sprocket = 25.0 mm (0.98 in)

Max load per sprocket shown does not take bore size into account.  
 Please also ensure that sufficient size shaft is chosen for corresponding load.

For correct sprocket position: See uni Assembly Instructions for uni Light.  
 For more detailed sprocket information, contact Customer Service.

Non standard material and color: See uni Material and Color Overview.



Solid advice  
 For all your belting needs  
 Local stock & service  
[www.ammeraalbeltech.com](http://www.ammeraalbeltech.com)

**Ammeraal Beltech Modular A/S**  
 Hjulmagervej 21  
 DK-7100 Vejle

T +45 7572 3100  
 F +45 7572 3348  
 admin@unichains.com  
 www.unichains.com

This information is subject to alteration due to continuous development. Ammeraal Beltech will not be held liable for the incorrect use of the above stated information. This information replaces previous information. All activities performed and services rendered by Ammeraal Beltech are subject to general terms and conditions of sale and delivery, as applied by its operating companies.