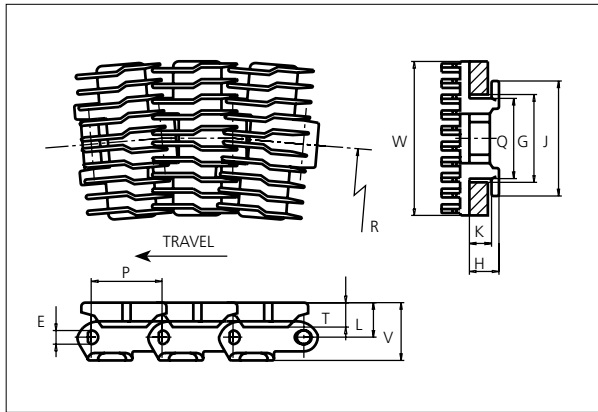





Special Plastic Chain

Series **uni 882** Type **Rib Flex**



Special Chains
 Side flexing chain
 Pitch: 38.1 mm (1.50 in)
 Backflex radius:
 75.0 mm (3.00 in)
 Permissible tensile strength:
 POM material:
 4000 N (899 lbf)

 Standard shipping lengths:
 boxes of 80 links
 = 3.048 m (10.0 ft)

NON STANDARD

E		G		H		J		K		L		P		Q		T		V	
mm	in	mm	in	mm	in	mm	in	mm	in	mm	in	mm	in	mm	in	mm	in	mm	in
8.7	0.34	59.5	2.34	22.2	0.87	76.20	3.00	17.5	0.69	19.7	0.78	38.1	1.50	57.2	2.25	15.0	0.59	37.0	1.46

All dimensions are for chains in POM material.

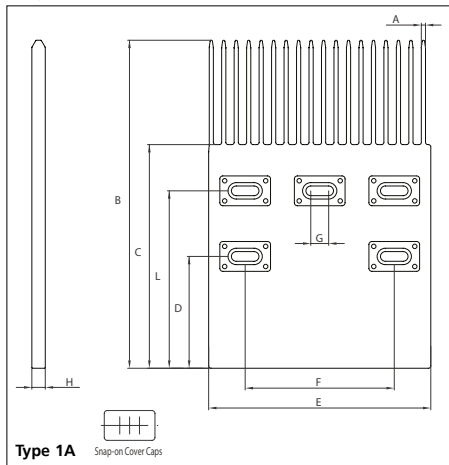
	Width (W)		Recommended material & color	Recommended pin material	Weight		min. radius R	
	mm	in			kg/m	lb/ft	mm	in
K600	147.4	5.80	POM-LF BR	SS304	2.4	1.61	610.0	24.02

Non standard material and color: See uni Material and Color Overview.
 Non standard pin material: See uni Material and Color Overview.

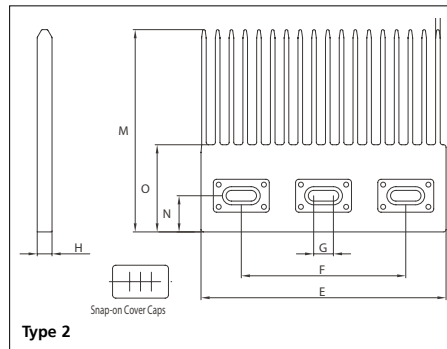
SIDE FLEXING

Accessories

Finger plates Single Sided

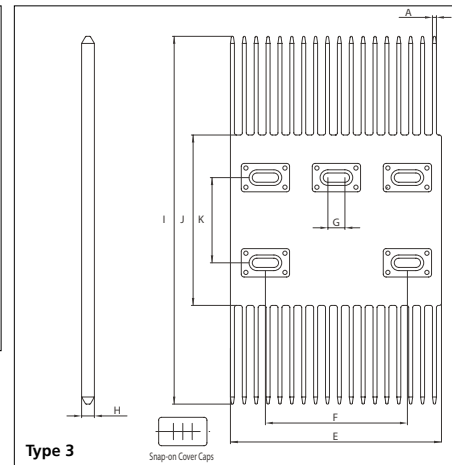


Single Sided



Material for finger plates: POM-LF BR
 Non standard material and color:
 See uni Material and Color Overview.

Double Sided



For the ribbed versions of uni special chains finger plates are available to facilitate product transfer between two conveyors.

The finger plates are supplied with cover caps to close the screw holes. The cover caps can easily be removed with a screw driver.

A		B		C		D		E		F		G		H	
mm	in	mm	in	mm	in	mm	in	mm	in	mm	in	mm	in	mm	in
2.8	0.11	220.0	8.66	150.0	5.91	75.0	2.95	149.0	5.87	100.0	3.94	12.0	0.47	9.0	0.35
I		J		K		L		M		N		O		-	
mm	in	mm	in	mm	in	mm	in	mm	in	mm	in	mm	in	mm	in
259.0	10.20	120.0	4.72	60.0	2.36	119.0	4.69	123.0	4.84	22.0	0.87	53.0	2.09	-	-

PITCH 38.1 MM/1.50 IN



Sprocket

No of teeth	Pitch diameter		Overall-diameter		Min. ø bore		Max. ø bore		Hub-diameter		Dimension A		Dimension B		Molded PA6 LG	Molded Cast Iron	Machined PA6 LG
	mm	in	mm	in	mm	in	mm	in	mm	in	mm	in	mm	in	✓	✓	✓
Z9	111.4	4.39	112.7	4.44	20.0	0.79	45.0	1.77	60.0	2.36	57.1	2.25	65.4	2.57	✓	✓	
Z10	123.3	4.85	125.0	4.92	20.0	0.79	45.0	1.77	65.0	2.56	63.4	2.50	71.3	2.81	✓	✓	
Z11	135.2	5.32	137.4	5.41	20.0	0.79	50.0	1.97	73.5	2.89	69.6	2.74	77.3	3.04	✓	✓	
Z12	147.2	5.80	150.6	5.93	20.0	0.79	50.0	1.97	73.5	2.89	75.8	2.98	83.3	3.28	✓	✓	
Z15	183.3	7.22	186.9	7.36	20.0	0.79	50.0	1.97	120.0	4.72	94.3	3.71	101.3	3.99		✓	✓

Two part sprocket

No of teeth	Pitch diameter		Overall-diameter		Min. ø bore		Max. ø bore		Hub-diameter		Dimension A		Dimension B		Molded PA6 LG
	mm	in	mm	in	mm	in	mm	in	mm	in	mm	in	mm	in	✓
Z9	111.4	4.39	112.7	4.31	20.0	0.79	45.0	1.77	60.0	2.36	57.1	2.25	65.4	2.57	✓
Z10	123.3	4.85	125.0	4.81	20.0	0.79	45.0	1.77	65.0	2.56	63.4	2.50	71.3	2.81	✓
Z11	135.2	5.32	137.4	5.30	20.0	0.79	50.0	1.97	73.5	2.89	69.6	2.74	77.3	3.04	✓
Z12	147.2	5.80	150.6	5.79	20.0	0.79	50.0	1.97	73.5	2.89	75.8	2.98	83.3	3.28	✓

Molded sprocket



Cast iron sprocket



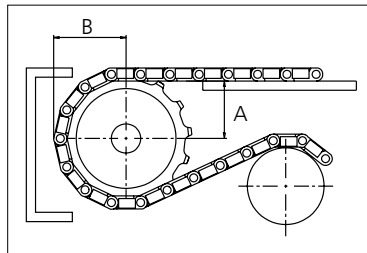
Machined sprocket



Molded two part sprocket



Non standard material and color:
See uni Material and Color Overview.



Please ensure that sufficient size shaft and keyway are chosen for corresponding load.

Other sprocket sizes are available upon request

Width of tooth: 22.20 mm/0.87 in

Width of sprocket: 42.3 mm/1.70 in

uni Retainer Rings: See uni Retainer Ring data sheet


uni 882 Rib Flex/160624



Conveyor Belts




Seamless Belts



Modular Belts



Timing Belts



Transmission Belts



Fabrication & service

Solid advice
For all your belting needs
Local stock & service
www.ammeraalbeltech.com

Ammeraal Beltech Modular A/S
Hjulmagervej 21
DK-7100 Vejle

T +45 7572 3100
F +45 7572 3348
admin@unichains.com
www.unichains.com

This information is subject to alteration due to continuous development. Ammeraal Beltech will not be held liable for the incorrect use of the above stated information. This information replaces previous information. All activities performed and services rendered by Ammeraal Beltech are subject to general terms and conditions of sale and delivery, as applied by its operating companies.