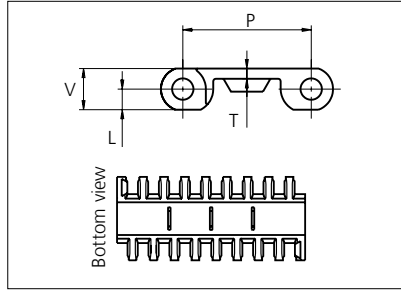




Plastic Modular Belt

Series **uni OPB 4** Type **C**



Straight running belt
 Nominal pitch: 50.0 mm (1.97 in)
 Surface type: Flat
 Surface opening: Closed
 Backflex radius: 75.0 mm (3.00 in)
 Pin diameter: 8 mm (1.97 in)

*uni-chains recommends this travel direction. However, travel in both directions is possible.

Recommended belt material & color	POM-D W		mm	in		mm	in
		P (Nominal)	50.0	1.97	V	16.0	0.63
Recommended pin and lock material & color	PP W						
		L	8.0	0.31	T	4.0	0.16

Non standard material and color: See uni Material and Color Overview.

Alternative materials: Belt: POM-LF, POM-SLF, PP, PE, PA6.6 and PA6.6H Rodlock: PP **W** Endlock: PP **W G B** and PE **W B**
 Lockpin: PE **W** PA6.6 **N** PP **W** Pin: PP **W** PE **W** SS304 and SS316

Belt width		Permissible tensile force (Belt/pin material)						Belt weight (Belt/pin material)						*Min. No. drive sprocket per shaft	Number of wear strips (Min. No.)	
		POM-D/PA6.6		PP/PA6.6		PE/PA6.6		POM-D/PA6.6		PP/PA6.6		PE/PA6.6			**Carry (pcs)	**Return (pcs)
mm	in	N	lbf	N	lbf	N	lbf	kg/m	lb/ft	kg/m	lb/ft	kg/m	lb/ft			
118	4.6	1298	292	649	146	389	88	1.4	0.93	0.9	0.59	1.0	0.64	2	2	2
151	5.9	1661	373	831	187	498	112	1.8	1.19	1.1	0.76	1.2	0.82	2	2	2
185	7.3	2035	457	1018	229	611	137	2.2	1.45	1.4	0.93	1.5	1.01	2	2	2
302	11.9	3322	747	1661	373	997	224	3.5	2.37	2.3	1.52	2.4	1.64	3	3	2
453	17.8	4983	1120	2492	560	1495	336	5.3	3.56	3.4	2.28	3.7	2.47	4	4	2
604	23.8	6644	1494	3322	747	1993	448	7.1	4.75	4.5	3.04	4.9	3.29	5	5	3
755	29.7	8305	1867	4153	933	2492	560	8.8	5.94	5.7	3.81	6.1	4.11	6	6	3
906	35.7	9966	2240	4983	1120	2990	672	10.6	7.12	6.8	4.57	7.3	4.93	7	7	4
1057	41.6	11627	2614	5814	1307	3488	784	12.4	8.31	7.9	5.33	8.6	5.75	8	8	4
1208	47.6	13288	2987	6644	1494	3986	896	14.1	9.50	9.1	6.09	9.8	6.58	9	9	5
1359	53.5	14949	3361	7475	1680	4485	1008	15.9	10.69	10.2	6.85	11.0	7.40	10	10	5
1510	59.4	16610	3734	8305	1867	4983	1120	17.7	11.87	11.3	7.61	12.2	8.22	11	11	6
1661	65.4	18271	4107	9136	2054	5481	1232	19.4	13.06	12.5	8.37	13.5	9.04	12	12	6

Additional standard belt widths are available in steps of 151.0 mm (5.94 in). Additional non-standard belt widths are available in steps of 33.6 mm (1.32 in)

2567	101.1	28237	6348	14119	3174	8471	1904	30.0	20.18	19.3	12.94	20.8	13.97	18	18	9
------	-------	-------	------	-------	------	------	------	------	-------	------	-------	------	-------	----	----	---

Additional standard belt widths are available in steps of 151.0 mm (5.94 in). Additional non-standard belt widths are available in steps of 33.6 mm (1.32 in)

2869	113.0	31559	7094	15780	3547	9468	2128	33.6	22.56	21.5	14.46	23.2	15.62	20	20	10
------	-------	-------	------	-------	------	------	------	------	-------	------	-------	------	-------	----	----	----

General belt tolerance is +0/-0.4% at 23°C/73°F and 50% RH. For exact belt width contact Customer Service. Non standard belt width on request.

*Max. Load per Drive Sprocket. Belt material: POM 2500 N (562 lbf), PP 1200 N (270 lbf), PE 500 N (270 lbf)

**Max. Spacing between wear strips, Carry: 152 mm (6 in); Return: 304 mm (12 in)

= Single Link



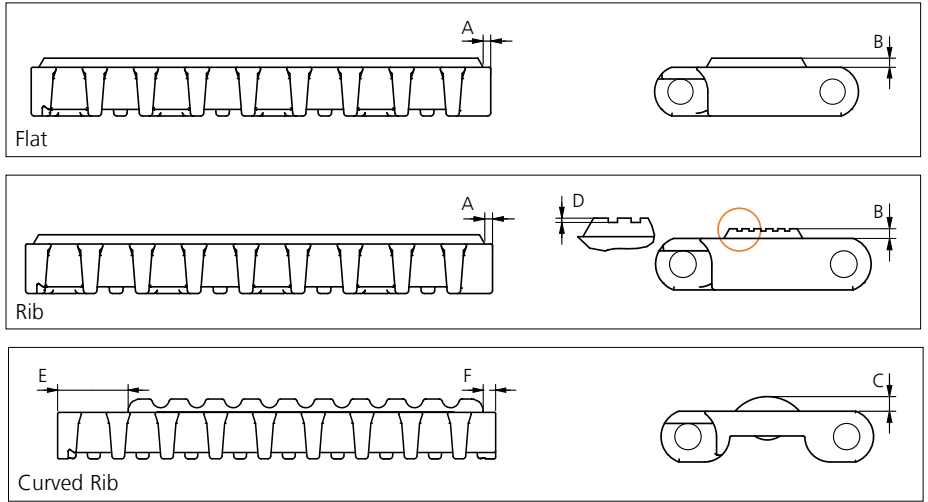
NON STANDARD

STRAIGHT RUNNING

PITCH 50.0 MM/1.97 IN

Accessories

Rubber Top

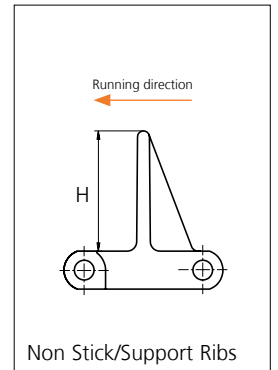
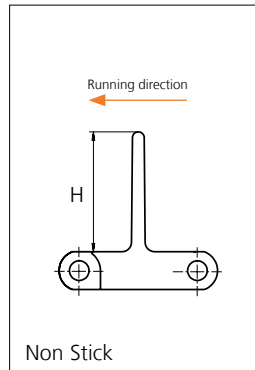


Type	Belt Material & color	Rubber Material & color	A		B		C		D		E		F		Link size	Width	
			mm	in	mm	in	mm	in	mm	in	mm	in	mm	in		mm	in
Flat	POM-LF BR	03 N															
Rib	POM-D W		2.5	0.10	3.0	0.12	4.5	0.18	0.7	0.03	24.0	0.94	4.0	0.16	K600	150.5	5.93
Curved Rib	POM-D W	03 K															

Other Non Standard Rubber profiles: See uni Rubber Profile Overview.

Accessories

Flight

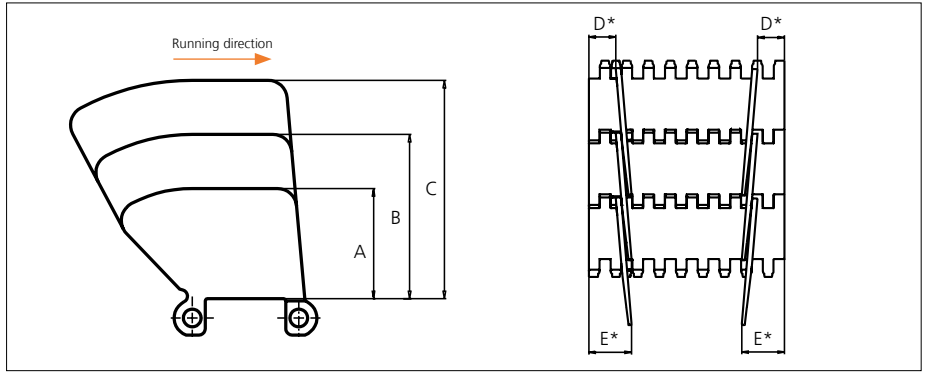


Type	Recommended Material & color	H		Link size	Width		Indent	
		mm	in		mm	in	mm	in
Non Stick	PP-HW B	50.8	2.00	K600	151.0	5.94	0.0	0.00
Non Stick/Support Ribs		76.2	3.00					
		101.6	4.00					

Non Standard material and color: See uni Material and Color Overview.

Accessories

Side Guard



Type	Recommended Material & color	A		B		C		D*		E*	
		mm	in	mm	in	mm	in	mm	in	mm	in
Closed	PP-HW B	51.8	2.04	77.2	3.04	102.6	4.04	21.0	0.83	34.0	1.34

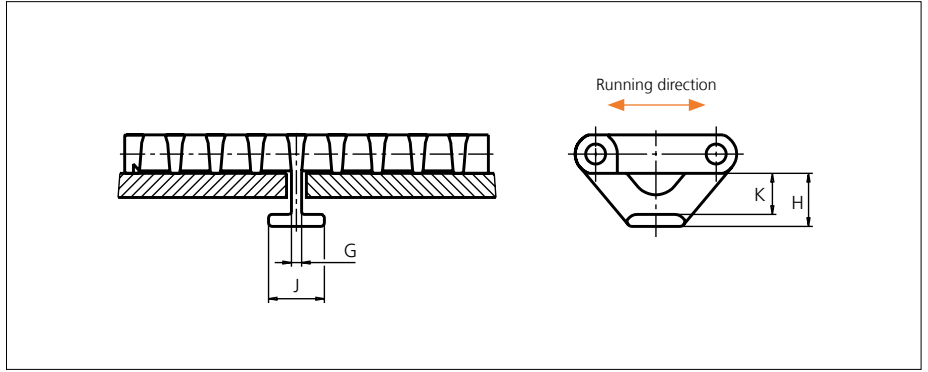
* Min. indent Increment : 8.4 mm (0.33 in)

Note: Backflex radius when side guard are used: 200.0 mm (7.90 in)

Non Standard material and color: See uni Material and Color Overview.

Accessories

Tab




Type	Recommended Material & color	G		H		J		K	
		mm	in	mm	in	mm	in	mm	in
Bottom Hold Down	POM-D N	4.2	0.17	22.0	0.87	23.2	0.92	17.0	0.67
	POM-LF B								
	PP W								

Non Standard material and color: See uni Material and Color Overview.

Accessories

Non Standard uni AmFlight



Other Non Standard option: See uni AmFlight Overview.

Sprocket

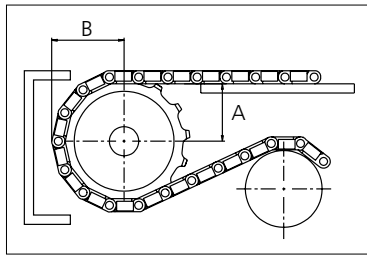
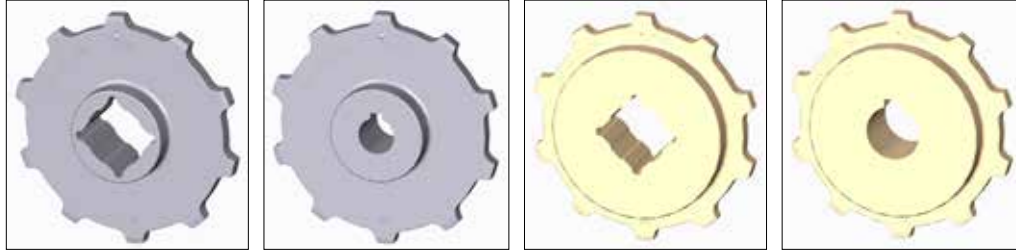
No of teeth	Bore size													Overall diameter		Pitch-diameter		Hub-diameter		A-dimension		B-dimension		Single row/Two way	Double row/Two way	Molded PA6 LG	Machined PA6 N
	Pilot Bore	in	0.75	0.78	0.98	1.00	1.18	1.25	1.50	1.57	2.36	2.50	3.54														
	mm	19.1	20.0	25.0	25.4	30.0	31.8	38.1	40.0	60.0	63.5	90.0	mm	in	mm	in	mm	in	mm	in							
Z06	x				●	●	●	■	■				94.5	3.72	100.3	3.95	65	2.56	35.5	1.40	58.6	2.31	x		x		
Z08	x				●	●	●	■	■				129	5.08	131.1	5.16	65	2.56	52.6	2.07	74	2.91	x		x		
Z10	x					●	●	■	■				160.1	6.30	162.4	6.39	65	2.56	69.2	2.72	89.7	3.53	x		x		
Z12	x					●	●	■	■				191.5	7.54	193.9	7.63	65	2.56	85.7	3.37	105.5	4.15	x		x		
Z13	x					●		■	■				207.3	8.16	209.7	8.26	72	2.83	93.8	3.69	113.4	4.46	x		x		
Z13											■		207.3	8.16	209.7	8.26	150	5.91	93.8	3.69	113.4	4.46	x			x	
Z16	x					●		■	■			■	254.8	10.03	257.3	10.13	200	7.87	118.2	4.65	137.1	5.40	x			x	

■ Molded sprocket

● Molded sprocket

■ Machined sprocket

● Machined sprocket



Other sprocket sizes are available upon request.
 Two-part sprocket are available upon request.
 Round bores are always delivered with keyway.
 Other bore sizes are available upon request.
 uni Retainer Rings: See uni Retainer Ring data sheet
 Width of tooth = 11.0 mm (0.43 in)
 Width of sprocket = 42.3 mm (1.67 in)

Max load per sprocket shown does not take bore size into account.
 Please also ensure that sufficient size shaft is chosen for corresponding load.

For correct sprocket position: See uni Assembly Instructions for uni OPB.
 For more detailed sprocket information, contact Customer Service.

Non standard material and color: See uni Material and Color Overview.


uni OPB C 4/160707



Conveyor Belts



Seamless Belts



Modular Belts



Timing Belts



Transmission Belts



Fabrication & service

Expert advice, quality solutions and local service for all your belting needs
www.ammeraalbeltech.com

Ammeraal Beltech Modular A/S
 Hjulmagervej 21
 DK-7100 Vejle

T +45 7572 3100
 F +45 7572 3348
 admin@unichains.com
 www.unichains.com

This information is subject to alteration due to continuous development. Ammeraal Beltech will not be held liable for the incorrect use of the above stated information. This information replaces previous information. All activities performed and services rendered by Ammeraal Beltech are subject to general terms and conditions of sale and delivery, as applied by its operating companies.